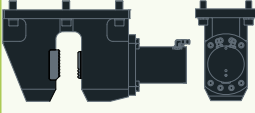
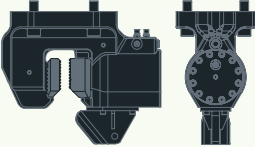
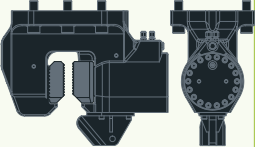
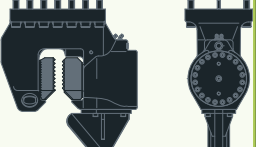
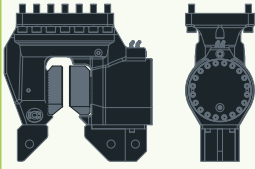
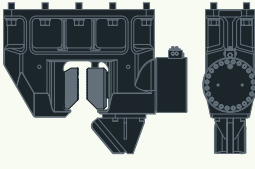
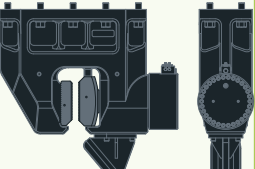
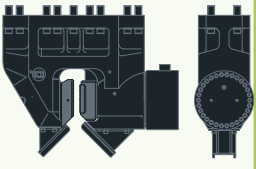
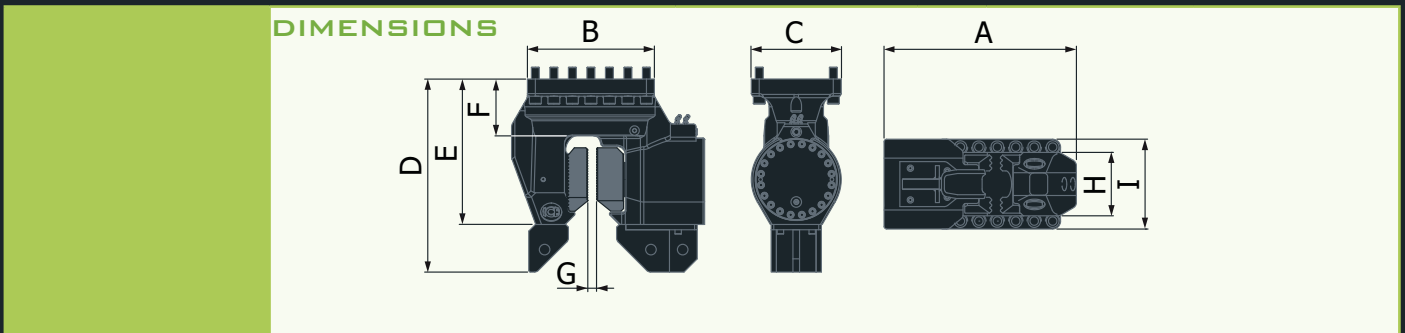


UNIVERSAL CLAMPS

	16TU	40TU	60TU	100TU
				
Clamp type	universal & sheet pile	universal & sheet pile	universal & sheet pile	universal & sheet pile
Clamping force	160 kN	400 kN	600 kN	1000 kN
Working pressure	320 bar	320 bar	320 bar	320 bar
Weight	125 kg	165 kg	250 kg	490 kg
L x W x H	606 x 200 x 302	537 x 260 x 437	615 x 310 x 497	685 x 340 x 705

	130TU	160TU	200TU	320TU
				
Clamp type	universal & sheet pile	universal & sheet pile	universal & sheet pile	universal & sheet pile
Clamping force	1300 kN	1600 kN	2000 kN	3200 kN
Working pressure	320 bar	320 bar	320 bar	320 bar
Weight	610 kg	1100 kg	1300 kg	2500 kg
L x W x H	730 x 340 x 750	1136 x 340 x 894	1143 x 350 x 1046	1172 x 460 x 1097



Clamp model	Clamping force	Operating pressure	Weight	A	B	C	D	E	F	G	H	I
ICE 16TU	160 kN	320 bar	125 kg	606	420	200	-	302	72	0 - 60	140	200
ICE 40TU	400 kN	320 bar	165 kg	537	375	260	437	320	125	0 - 30	130	260
ICE 60TU	600 kN	320 bar	250 kg	615	430	310	497	388	150	0 - 30	180	310
ICE 100TU	1000 kN	320 bar	490 kg	685	480	340	705	515	200	0 - 37	220	310
ICE 130TU	1300 kN	320 bar	610 kg	730	480	340	750	580	215	0 - 37	240	340
ICE 160TU	1600 kN	320 bar	1100 kg	1136	935	305	894	668	319	0 - 55	305	340
ICE 200TU	2000 kN	320 bar	1300 kg	1143	940	340	1046	800	375	0 - 57	340	360
ICE 320TU	3200 kN	320 bar	2500 kg	1363	1100	400	1097	870	415	0 - 62	400	460