



## VIBRATORY HAMMERS RESONANCE FREE

### 6RF



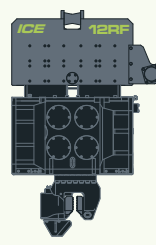
Eccentric moment	kgm	0 - 6.5
Max. frequency	rpm	2300
Max. centrifugal force	kN	0 - 377
Max. line pull capacity	kN	120
Max. hydr. power	kW/HP	80/109
Max. oil flow	L/min	138
Dynamic weight *)	kg	955
Total weight *)	kg	1485
Max. amplitude *)	mm	14.6
L x W x H *)	mm	1530 x 595 x 1514
Recommend. power pack		200 series
Recommended clamp		60TU

### 8RF



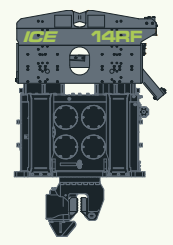
Eccentric moment	kgm	0 - 7.5
Max. frequency	rpm	2300
Max. centrifugal force	kN	0 - 435
Max. line pull capacity	kN	120
Max. hydr. power	kW/HP	108/147
Max. oil flow	L/min	185
Dynamic weight *)	kg	985
Total weight *)	kg	1515
Max. amplitude *)	mm	15.2
L x W x H *)	mm	1530 x 595 x 1514
Recommend. power pack		200 series
Recommended clamp		60TU

### 12RF



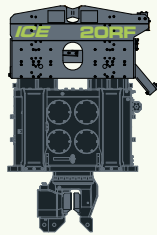
Eccentric moment	kgm	0 - 12.0
Max. frequency	rpm	2300
Max. centrifugal force	kN	0 - 700
Max. line pull capacity	kN	250
Max. hydr. power	kW/HP	152/207
Max. oil flow	L/min	261
Dynamic weight *)	kg	1450
Total weight *)	kg	2390
Max. amplitude *)	mm	17.0
L x W x H *)	mm	1559 x 673 x 1595
Recommend. power pack		300 series
Recommended clamp		100TU

### 14RF



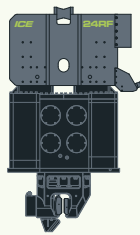
Eccentric moment	kgm	0 - 14.0
Max. frequency	rpm	2300
Max. centrifugal force	kN	0 - 812
Max. line pull capacity	kN	240
Max. hydr. power	kW/HP	213/290
Max. oil flow	L/min	375
Dynamic weight *)	kg	2460
Total weight *)	kg	3560
Max. amplitude *)	mm	11.4
L x W x H *)	mm	1854 x 638 x 2008
Recommend. power pack		400 series
Recommended clamp		100TU

### 20RF



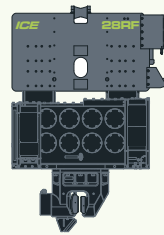
Eccentric moment	kgm	0 - 19.0
Max. frequency	rpm	2300
Max. centrifugal force	kN	0 - 1100
Max. line pull capacity	kN	240
Max. hydr. power	kW/HP	292/398
Max. oil flow	L/min	498
Dynamic weight *)	kg	2550
Total weight *)	kg	3650
Max. amplitude *)	mm	14.9
L x W x H *)	mm	1854 x 638 x 2008
Recommend. power pack		500 series
Recommended clamp		130TU

### 24RF



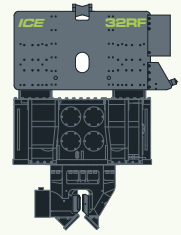
Eccentric moment	kgm	0 - 24.0
Max. frequency	rpm	2300
Max. centrifugal force	kN	0 - 1400
Max. line pull capacity	kN	400
Max. hydr. power	kW/HP	286/389
Max. oil flow	L/min	493
Dynamic weight *)	kg	3500
Total weight *)	kg	5960
Max. amplitude *)	mm	14.0
L x W x H *)	mm	1937 x 740 x 2445
Recommend. power pack		500 series
Recommended clamp		200TU

### 28RF



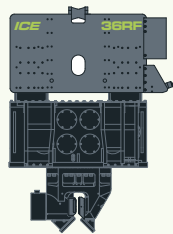
Eccentric moment	kgm	0 - 28.0
Max. frequency	rpm	2300
Max. centrifugal force	kN	0 - 1600
Max. line pull capacity	kN	400
Max. hydr. power	kW/HP	344/468
Max. oil flow	L/min	590
Dynamic weight *)	kg	3900
Total weight *)	kg	5900
Max. amplitude *)	mm	14.0
L x W x H *)	mm	2332 x 785 x 2402
Recommend. power pack		600 series
Recommended clamp		200TU

### 32RF



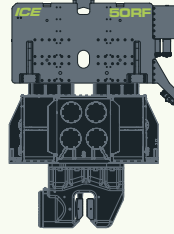
Eccentric moment	kgm	0 - 32.0
Max. frequency	rpm	2300
Max. centrifugal force	kN	0 - 1856
Max. line pull capacity	kN	500
Max. hydr. power	kW/HP	510/683
Max. oil flow	L/min	740
Dynamic weight *)	kg	4300
Total weight *)	kg	6750
Max. amplitude *)	mm	15.0
L x W x H *)	mm	2384 x 825 x 2352
Recommend. power pack		800 series
Recommended clamp		320TU

### 36RF



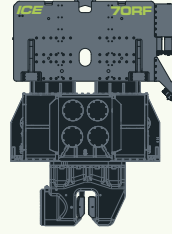
Eccentric moment	kgm	0 - 35.0
Max. frequency	rpm	2300
Max. centrifugal force	kN	0 - 2030
Max. line pull capacity	kN	500
Max. hydr. power	kW/HP	590/803
Max. oil flow	L/min	1012
Dynamic weight *)	kg	4400
Total weight *)	kg	6800
Max. amplitude *)	mm	16.0
L x W x H *)	mm	2384 x 825 x 2352
Recommend. power pack		1000 series
Recommended clamp		320TU

### 50RF



Eccentric moment	kgm	0 - 50.0
Max. frequency	rpm	2300
Max. centrifugal force	kN	0 - 2900
Max. line pull capacity	kN	800
Max. hydr. power	kW/HP	805/1095
Max. oil flow	L/min	1380
Dynamic weight *)	kg	6600
Total weight *)	kg	10000
Max. amplitude *)	mm	15.0
L x W x H *)	mm	2883 x 985 x 2835
Recommend. power pack		1400 series
Recommended clamp		350T

### 70RF



Eccentric moment	kgm	0 - 70.0
Max. frequency	rpm	2000
Max. centrifugal force	kN	0 - 3070
Max. line pull capacity	kN	800
Max. hydr. power	kW/HP	913/1269
Max. oil flow	L/min	1580
Dynamic weight *)	kg	6800
Total weight *)	kg	10200
Max. amplitude *)	mm	21.0
L x W x H *)	mm	2883 x 985 x 2835
Recommend. power pack		1600 series
Recommended clamp		350T



\*) EXCLUDING CLAMP & HOSES