


## VIBRATORY HAMMERS NORMAL & HIGH FREQUENCY


### 625



Eccentric moment	kgm
Max. frequency	rpm
Max. centrifugal force	kN
Max. line pull capacity	kN
Max. hydr. power	kW/HP
Max. oil flow	L/min
Dynamic weight *)	kg
Total weight *)	kg
Max. amplitude *)	mm
L x W x H *)	mm
Recommend. power pack	
Recommended clamp	

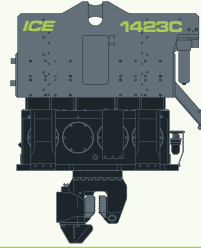
6.0
2500
410
120
117/159
201
685
1210
17.5
1520 x 646 x 1293
200 series
60TU

### 1223



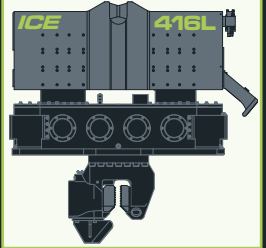
11.5
2300
670
240
190/258
326
1400
2145
16.4
1810 x 452 x 1390
400 series
100TU

### 1423C



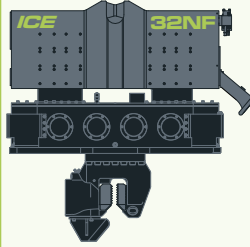
14.0
2300
812
240
216/294
370
1700
2750
16.5
1919 x 625 x 1620
400 series
100TU

### 416L



23.0
1600
645
400
209/284
359
2350
3900
19.6
2546 x 490 x 1566
400 series
100TU

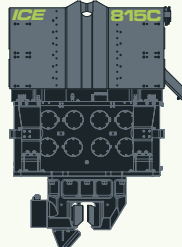
### 32NF



Eccentric moment	kgm
Max. frequency	rpm
Max. centrifugal force	kN
Max. line pull capacity	kN
Max. hydr. power	kW/HP
Max. oil flow	L/min
Dynamic weight *)	kg
Total weight *)	kg
Max. amplitude *)	mm
L x W x H *)	mm
Recommend. power pack	
Recommended clamp	

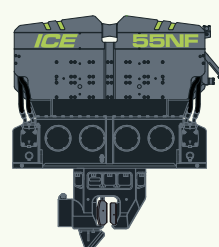
32.0
1650
955
400
203/272
370
2350
4600
27.2
2546 x 490 x 1566
400 series
130TU

### 815C




46.0
1570
1250
400
356/484
610
3950
7450
23.3
2700 x 920 x 2595
600 series
160TU

### 55NF



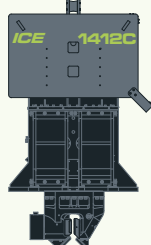
54.0
1700
1710
800
360/489
617
3580
5700
30.1
2540 x 790 x 1944
600 series
200TU

### 82NF



81.0
1700
2570
800
518/704
800
5400
7900
30.4
2580 x 790 x 2480
900 series
320TU

### 1412C



Eccentric moment	kgm
Max. frequency	rpm
Max. centrifugal force	kN
Max. line pull capacity	kN
Max. hydr. power	kW/HP
Max. oil flow	L/min
Dynamic weight *)	kg
Total weight *)	kg
Max. amplitude *)	mm
L x W x H *)	mm
Recommend. power pack	
Recommended clamp	

110.0
1380
2300
800 (1200 optional)
525/714
830
6400
10750
34.9
2680 x 1080 x 3588
900 series
320TU



\*) EXCLUDING CLAMP & HOSES